



**ET-2261**

**PET-2261**

Ethernet I/O Module with 10-ch Power Relay

## Features

- Built-in Web Server
- Support Modbus TCP/UDP, MQTT, and SNMP V2c Protocols
- 2-port Ethernet Switch (LAN Bypass) for Daisy-Chain Wiring
- Dual Watchdog
- I/O Pair Connection (Push and Pull)
- Built-in I/O
  - 10-channel Relay Output
- LED Display to Indicate the I/O Status



## Introduction

The (P)ET-2261 provides 10 Form A electromechanical Relays Output channels. With 2 Ethernet ports, the (P)ET-2261 allows daisy chain connection which permits the flexibility in locating devices, eases installation and lowers infrastructure costs. It features 8 kV ESD protection, 4 kV EFT protection, 3 kV surge, and 3000 VDC I/O isolation to enhance noise protection capabilities in industrial environments.

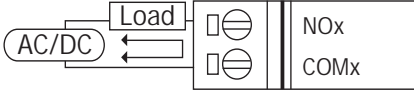
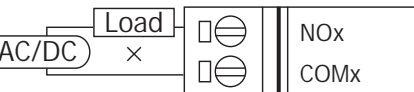
## System Specifications

Model	ET-2261	PET-2261
<b>Software</b>		
Built-in Web Server	Yes	
<b>CPU Module</b>		
CPU	32-bit ARM	
Watchdog Timer	Module, Communication (Programmable)	
<b>Isolation</b>		
2-way Isolation	Ethernet: 1500 VDC, I/O: 3000 VDC	I/O: 3000 VDC
<b>EMS Protection</b>		
EFT (IEC 61000-4-4)	±4 kV for Power Line	
ESD (IEC 61000-4-2)	±8 kV Contact for Each Terminal, ±16 kV Air for Random Point	
Surge (IEC 61000-4-5)	±3 kV for Power Line	
<b>LED Indicators</b>		
Status	Run, Ethernet, I/O	Run, Ethernet, I/O, PoE
<b>Ethernet</b>		
Ports	2 x RJ-45, 10/100 Base-Tx, Switch Ports	
LAN bypass	Yes	
PoE	-	Yes
Security	Password and IP Filter	
Protocol	Modbus TCP, Modbus UDP, MQTT, and SNMP V2c	
<b>Power</b>		
Reverse Polarity Protection	Yes	
Consumption	3.8 W (max.)	4.6 W (max.)
Powered from PoE	-	IEEE 802.3af, Class2
Powered from Terminal Block	+10 to +30 VDC	+10 to +48 VDC
<b>Mechanical</b>		
Casing	Plastic	
Dimensions (mm)	33 x 126 x 108 (W x L x H)	
Installation	DIN-Rail Mounting	
<b>Environment</b>		
Operating Temperature	-25 to +75°C	
Storage Temperature	-40 to +80°C	
Humidity	10 to 90% RH, Non-condensing	

## I/O Specifications

Model	ET-2261	PET-2261
<b>Power Relay</b>		
Channels	10	
Type	Power Relay, Form A (SPST N.O.)	
Contact Rating	5 A @ 250 VAC/24 VDC (Resistive Load)	
Operate Time	10 ms (max.)	
Release Time	5 ms (max.)	
Electrical Endurance	10 <sup>5</sup> ops.	
Mechanical Endurance	2 × 10 <sup>7</sup> ops.	
Power-on Value	Programmable	
Safe Value	Programmable	

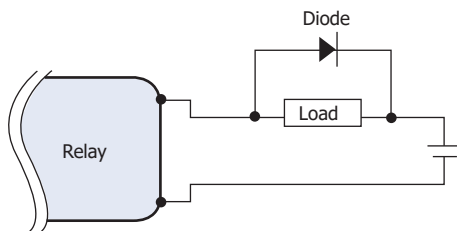
## Wire Connections

Power Relay	Relay Output
<b>ON State Readback as 1</b>	
<b>OFF State Readback as 0</b>	

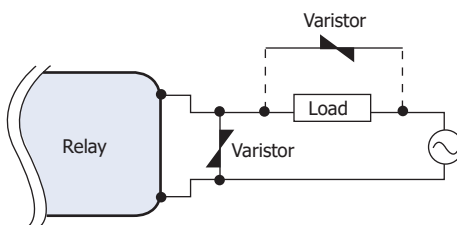
### Note:

When inductive loads are connected to the relays, a large counter electromotive force may occur when the relay actuates because of the energy stored in the load. These flyback voltages can severely damage the relay contacts and greatly shorten the relay life. Limit these flyback voltages at your inductive load by installing a flyback diode for DC loads or a metal oxide varistor for AC loads.

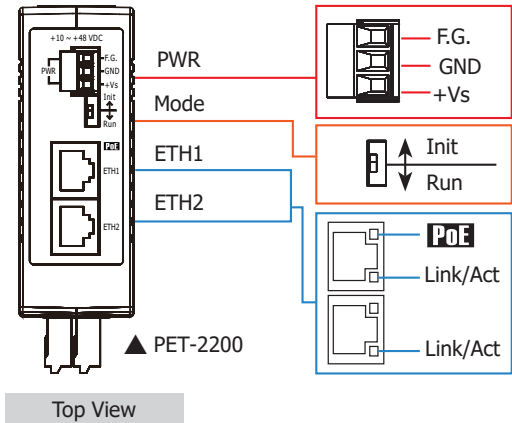
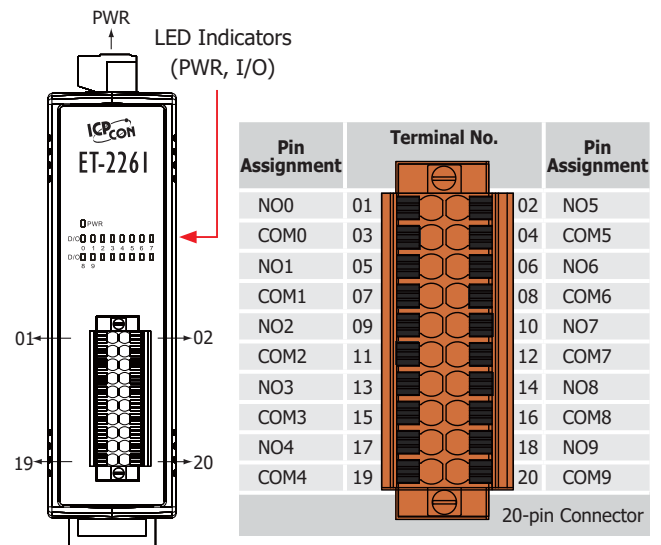
### for DC loads



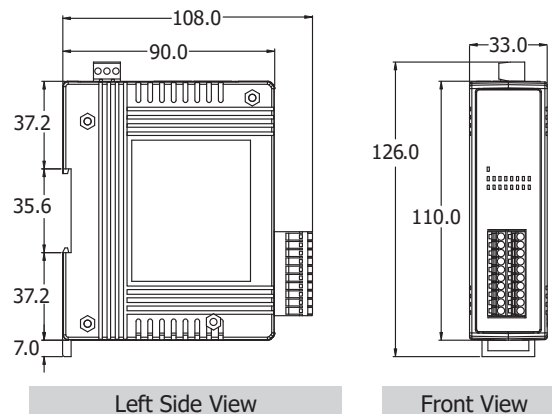
### for AC loads



## Pin Assignments



## Dimensions (Units: mm)



## Ordering Information

<b>ET-2261 CR</b>	Ethernet I/O Module with 2-port Ethernet Switch and 10-ch Power Relay (RoHS)
<b>PET-2261 CR</b>	PoE Ethernet I/O Module with 2-port Ethernet Switch and 10-ch Power Relay (RoHS)