

Cervoz Industrial Embedded Module

mSATA

Titan Series (3D TLC)

T385 Family

Product Datasheet



Date: 2020.03.01

Revision: 1.0

File: Cervoz_Industrial_Embedded_Module_mSATA_T385_Datasheet_Rev1.0



Revision History

Date	Revision	Description
2020.03.01	1.0	First Released

Table of Contents

1. Product Overview.....	4
1.1 Introduction.....	4
1.2 Feature.....	4
1.3 Product Appearance & Models.....	5
2. Product Specifications.....	6
2.1 General Specifications.....	6
2.2 Performance.....	7
2.3 Drive Capacity.....	7
2.4 Electronic Specifications.....	7
2.4.1 Block Diagram.....	7
2.4.2 Pin Assignment.....	8
2.5 Environmental Specifications.....	9
2.6 Mechanical Specifications.....	9
3. Supported Command.....	10
3.1 List of Command Sets.....	10~11
4. Part No. Decoder.....	12
4.1 Part No. Decoder.....	12~13

1. Product Overview

1.1 Introduction

Cervoz Industrial mSATA Embedded Module T385 family is a Solid State Flash Disk product that is in compliance with the mSATA and SATA III standards. mSATA T385 family fits in any mSATA sockets in a PC or motherboard; it can be used for both booting and storage purposes.

T385 family uses SSD grade quality 3D NAND flash memory from the industry leading manufacturer Micron. Cervoz's firmware builds in a powerful ECC algorithm call Low-Density Parity Check (LDPC) decoding to improve data reliability. This product includes various capacities to choose from.

T385 family offers outstanding performance and reliability; the product family is a good cost-effective solution for semi-industrial and high-capacity storage applications.

1.2 Feature

- Compliant with SATA III 6.0Gb/s
- 3D TLC NAND flash memory
- Capacity: 256GB ~ 1TB
- With DDR3 DRAM Buffer
- End-to-End data protection
- SLC write cache technology
- Operating as boot disk
- Static and dynamic wear leveling
- Bad block management
- S.M.A.R.T. & TRIM command

1.3 Product Appearance & Models

Cervoz Industrial mSATA Module T385



T385 Family Standard Temp. (0°C ~ 70°C) Model No.	T385 Family Wide Temp. (-40°C ~ 85°C) Model No.	Capacity
CIE-MST385MMF256GS	CIE-MST385MMF256GW	256GB
CIE-MST385MMF512GS	CIE-MST385MMF512GW	512GB
CIE-MST385MOF001TS	CIE-MST385MOF001TW	1TB

Please Note:

Since certain storage capacity has to be reserved for firmware and controller management purposes; the physical capacity of the SATA flash module will be approximately 92.5% of the indicated capacity. If you need to install an image that has the exact (or close to) the indicated size of the flash module, please choose your flash module with a greater capacity.

2. Product Specifications

2.1 General Specifications

Form Factor	mSATA
Interface	SATA III 6.0Gb/s (backward compatible to 3.0Gb/s, 1.5Gb/s)
Connector	mSATA
NAND Flash Type	3D TLC NAND
Capacity	256GB/512GB/1TB
Sequential Read	up to 550MB/s
Sequential Write	up to 510MB/s
DDR3 DRAM Buffer	Included
ECC Scheme	Applies the LDPC (Low Density Parity Check) of ECC algorithm
MTBF	2,000,000 hours
TeraByte Written (TBW)	256GB : 292 512GB : 583 1TB : 1167
Low Power Management	DIPM/HIPM mode
Supply Voltage	+3.3V DC +/-5%
Power Consumption	Active mode: < 2500mW Idle mode: < 330mW
Dimension (LxWxH)	50.80*29.85*4.00mm

2.2 Performance

The performance was measured with below PC configuration:

- Platform: GIGABYTE GA-Z170-HD3P
- RAM: Cervoz CIR-S4DUSS2404G (DDR4 4G 2400MHz)
- Operation Systems: Windows 10
- Testing Utility: Crystal Disk Mark v5.1.0
- SATAIII port (6.0 Gb/s) performance

Capacity	256GB	512GB	1TB
Sequential Read (Q32T1)	550MB/s	540MB/s	550MB/s
Sequential Write (Q32T1)	510MB/s	480MB/s	505MB/s
4KB Random Read (Q32T1)	260MB/s	260MB/s	260MB/s
4KB Random Write (Q32T1)	245MB/s	245MB/s	245MB/s

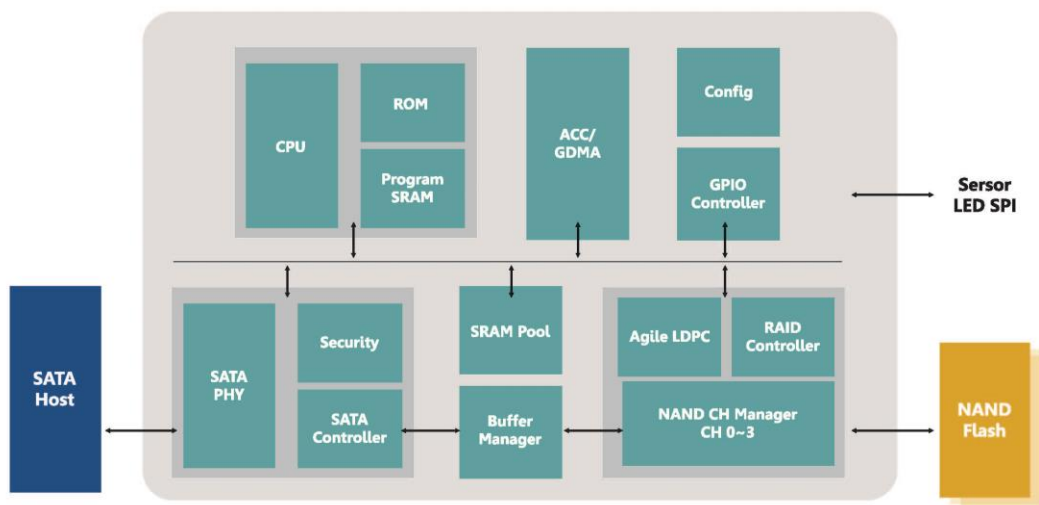
Actual performance might differ based on different using conditions and environment.

2.3 Drive Capacity

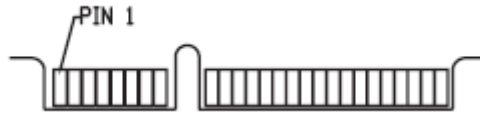
Capacity	Cylinders	Heads	Sectors	Max LBA
256GB	16,383	15	63	494,927,872
512GB	16,383	15	63	1,000,215,216
1TB	16,383	15	63	2,000,409,264

2.4 Electronic Specifications

2.4.1 Block Diagram



2.4.2 Pin Assignment



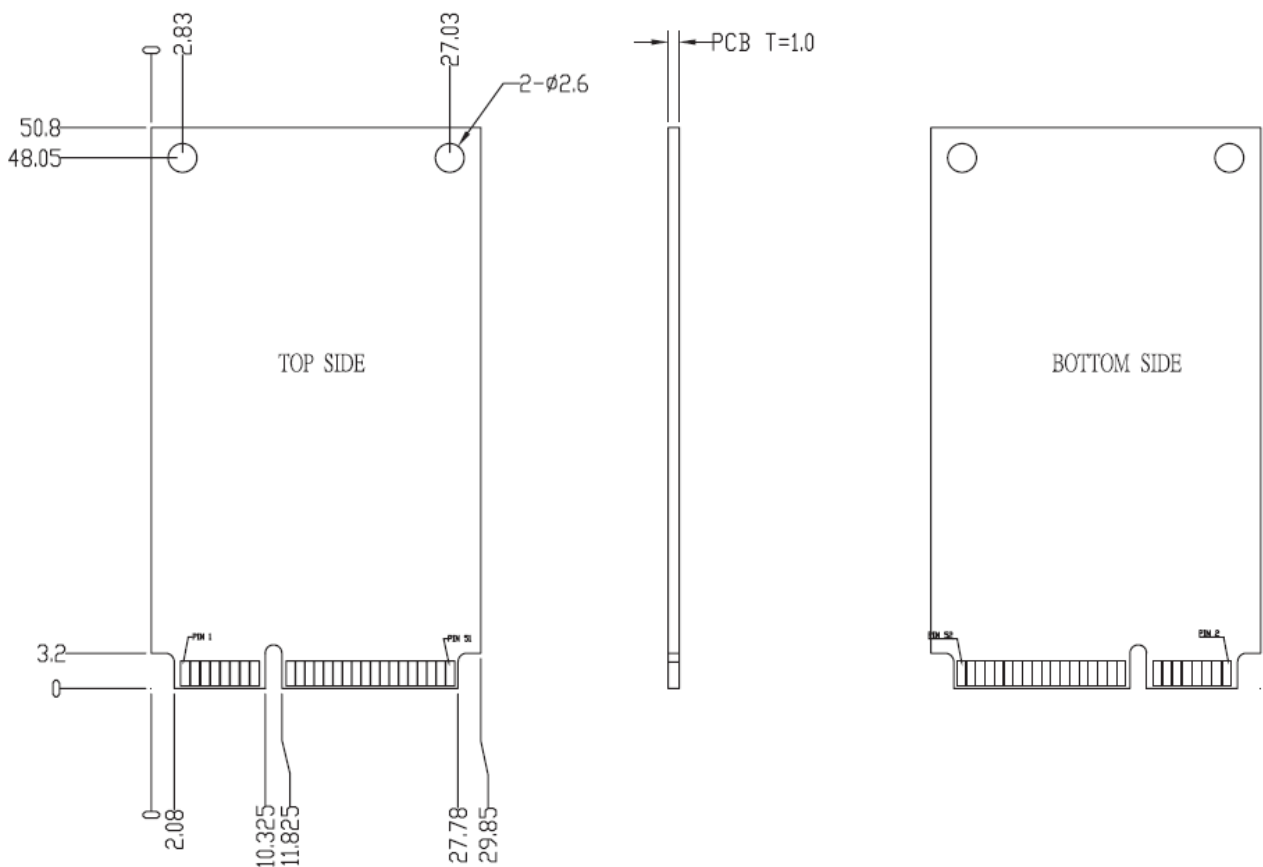
Pin #	Pin Description	Signal Name	Pin #	Pin Description	Signal Name
1	Not Used	NC	27	Ground	GND
2	3.3V power in	+3.3V	28	Not Used	NC
3	Not Used	NC	29	Ground	GND
4	Ground	GND	30	Not Used	NC
5	Not Used	NC	31	SATA Rxn	-A – RX-
6	Not Used	NC	32	Not Used	NC
7	Not Used	NC	33	SATA Rxp	+A – RX-
8	Not Used	NC	34	Ground	GND
9	Ground	GND	35	Ground	GND
10	Not Used	NC	36	Not Used	NC
11	Not Used	NC	37	Ground	GND
12	Not Used	NC	38	Not Used	NC
13	Not Used	NC	39	3.3V power in	+3.3V
14	Not Used	NC	40	Ground	GND
15	Ground	GND	41	3.3V power in	+3.3V
16	Not Used	NC	42	Not Used	NC
17	Not Used	NC	43	Not Used	NC
18	Ground	GND	44	Enter/Exit Device Sleep	DEVSLP
19	Not Used	NC	45	Not Used	NC
20	Not Used	NC	46	Not Used	NC
21	Ground	GND	47	Not Used	NC
22	Not Used	NC	48	Not Used	NC
23	SATA Txp	+B - TX+	49	Device Activity Signal	DAS
24	3.3V power in	+3.3V	50	Ground	GND
25	SATA Txn	-B - TX-	51	Default connect to GND	GND
26	Ground	GND	52	3.3V power in	+3.3V

2.5 Environmental Specifications

Type		Value
Temperature	Standard Temperature Operating:	0°C~70°C
	Standard Temperature Storage:	-40°C~85°C
	Wide Temperature Operating:	-40°C~85°C
	Wide Temperature Storage:	-50°C~95°C
Humidity	Operating & Storage	5~95%, Non-Condensing
Vibration	Non-Operating	20G, 10Hz~2000Hz
Shock	Non-Operating	1500G, 0.5ms

2.6 Mechanical Specifications

Type	Value
Form Factor	mSATA
Length	50.80mm +/-0.30mm
Width	29.85mm +/-0.30mm
Thickness	4.00mm +/-0.30mm



3. Supported Command

3.1 List of Command Sets

Command Name	Code	PARAMETERS USED					
		SC	SC	SC	SC	SC	SC
CHECK POWER MODE	E5h	X	X	X	X	X	X
EXECUTE DIAGNOSTICS	90h	X	X	X	X	X	X
FLUSH CACHE	E7h	X	X	X	X	X	X
IDENTIFY DEVICE	ECh	X	X	X	X	X	X
IDLE	E3h	O	O	O	O	O	O
IDLE IMMEDIATE	E1h	X	X	X	X	X	X
INITIALIZE DEVICE PARAMETERS	91h	O	O	O	O	O	O
READ DMA	C8h	O	O	O	O	O	O
READ DMA EXT	25h	O	O	O	O	O	O
READ FPDMA QUEUED	60h	O	O	O	O	O	O
READ LOG DMA EXT	47h	O	O	O	O	O	O
READ LOG EXT	2Fh	O	O	O	O	O	O
READ MULTIPLE	C4h	O	O	O	O	O	O
READ SECTOR(S)	20h or 21h	O	O	O	O	O	O
READ VERIFY SECTOR(S)	40h or 41h	O	O	O	O	O	O
RECALIBRATE	10h	X	X	X	X	X	X
SECURITY DISABLE PASSWORD	F6h	X	X	X	X	X	X
SECURITY ERASE PREPARE	F3h	X	X	X	X	X	X
SECURITY ERASE UNIT	F4h	X	X	X	X	X	X
SECURITY FREEZE LOCK	F5h	X	X	X	X	X	X
SECURITY SET PASSWORD	F1h	X	X	X	X	X	X
SECURITY UNLOCK	F2h	X	X	X	X	X	X
SEEK	7xh	X	X	X	X	X	X
SET FEATURES	EFh	O	O	O	O	O	O
SET MULTIPLE MODE	C6h	O	O	O	O	O	O
SLEEP	E6h	X	X	X	X	X	X
SMART	B0h	X	X	X	X	X	X
STANDBY	E2h	X	X	X	X	X	X
STANDBY IMMEDIATE	E0h	X	X	X	X	X	X
WRITE DMA	CAh	O	O	O	O	O	O
WRITE DMA EXT	35h	O	O	O	O	O	O

WRITE FPDMA QUEUED	61h	0	0	0	0	0	0
WRITE LOG DMA EXT	57h	0	0	0	0	0	0
WRITE LOG EXT	3Fh	0	0	0	0	0	0
WRITE MULTIPLE	C5h	0	0	0	0	0	0
WRITE SECTOR(S)	30h or 31h	0	0	0	0	0	0

Note:

O = Valid

X = Don't care

SC = Sector Count Register

SN = Sector Number Register

CY = Cylinder Low/High Register

DR = DEVICE SELECT Bit (DEVICE/HEAD Register Bit 4)

HD = HEAD SELECT Bit (DEVICE/HEAD Register Bit 3-0)

FT = Features Register

4. Part No. Decoder

4.1 Part No. Decoder

1	-	2	3	4	5	6	7	8	9
Product Line	-	Form Factor	Product Series	Cervoz Family Code (Bus / Internal Control)	Flash Brand	Flash Capacity	Flash Mode	Module Capacity	Operating Temp.
XXX	-	XX	X	XXX	X	X	X	XXXX	X

1. Product Line

CIS	Cervoz Industrial SSD
CIM	Cervoz Industrial Memory Card
CIE	Cervoz Industrial Embedded Module

2. Form Factor

2S	2.5" SATA
2P	2.5" PATA
CF	CompactFlash
CA	CFast
MS	mSATA
HM	Half Size mSATA
HS	Half Slim
M4	M.2 2242
M6	M.2 2260
M8	M.2 2280
0V	PATA Disk 40pin Vertical
4V	PATA Disk 44pin Vertical
4L	PATA Disk 44pin Horizontal Left
7T	SATA Disk 7pin Vertical Tall
7S	SATA Disk 7pin Vertical Short
7L	SATA Disk 7pin Horizontal Left
7R	SATA Disk 7pin Horizontal Right

3. Product Series

S	Supreme Series (SLC)
R	Reliance Series (RO-MLC)
M	Momentum Series (MLC)
T	Titan Series (TLC)

4. Cervoz Family Code

Bus and Internal Control for Cervoz Product Families

5. Flash Brand

M	Micron
T	Toshiba

6. Flash Capacity

A	256Mb
B	512Mb
C	1Gb
D	2Gb
E	4Gb
F	8Gb
G	16Gb
H	32Gb
I	64Gb
J	128Gb
K	256Gb
L	512Gb
M	1Tb
N	2Tb
O	4Tb

7. Flash Mode

Internal Control for Flash Mode

8. Module Capacity

128M	128MB
256M	256MB
512M	512MB
001G	1GB
002G	2GB
004G	4GB
008G	8GB
016G	16GB
032G	32GB
064G	64GB
128G	128GB
256G	256GB
512G	512GB
001T	1TB
002T	2TB

9. Operating Temperature

S	Standard Grade (0~ +70°C)
W	Wide Temperature Grade (-40 ~ +85°C)