



UA-7555M

OPC UA I/O Module with 8-ch DI, 8-ch DO,
and 2-port Ethernet Switch

Features

- Built-in Web Server to Provide the Web User Interface
- Built-in OPC UA Server
- Support MQTT Client Communication Protocol
- Built-in I/O Channels (8 x DI and 8 x DO)
- 2-port Ethernet Switch for Daisy-Chain Topology
- IEEE 802.3af-compliant Power over Ethernet (PoE)



Introduction

UA-7555M is an OPC UA I/O module that provides 8 digital input channels and 8 digital output channels. It has a built-in two-port Ethernet switch to implement daisy-chain topology. The cabling is much easier and total costs of cable and switch are significantly reduced. UA-7555M follows IEEE 802.3af compliant Power over Ethernet (PoE) specification. It allows receiving power from PoE enabled network by Ethernet pairs. This feature provides greater flexibility and efficiency to simplify system design, save space, and reduce wirings and power sockets.

UA I/O provides OPC UA server and MQTT client function in industrial networking communication. Users can choose the networking mode according to their needs and environment, to transmit the values of built-in I/O channels to the cloud IT system or field control system for reading and writing.

System Specifications

CPU Module	
CPU	32-bit CPU (400 MHz)
Isolation	
Intra-module Isolation	2500 VDC
EMS Protection	
EFT (IEC 61000-4-4)	±2 kV for Power Line
ESD (IEC 61000-4-2)	±4 kV Contact for each terminal and ±8 kV Air for random point
Surge (IEC 61000-4-5)	±2 kV for Power Line
LED Indicators	
Status	1 x PoE Power 1 x System Running 1 x Ethernet Link/Act 16 x I/O Channel Status
Ethernet	
Ports	RJ-45 x 2, 10/100 Base-TX, Switch Ports (LED indicators)
PoE	Yes
Power	
Reverse Polarity Protection	Yes
Input Range	12 ~ 48 VDC
Consumption	3.7 W
Powered from PoE	Yes, IEEE 802.3af, Class 1
Powered from Terminal Block	Yes, 12 ~ 48 VDC
Mechanical	
Dimensions (mm)	97 x 120 x 42 (W x L x H)
Installation	Wall Mounting
Environmental	
Operating Temperature	-25 °C ~ +75 °C
Storage Temperature	-30 °C ~ +80 °C
Humidity	10 ~ 90% RH, Non-condensing

I/O Specifications

Digital Input/Counter	
Channels	8
Type	Dry + Wet Contact
Sink/Source (NPN/PNP)	Dry: Source Wet: Sink/Source
Wet Contact, On Voltage Level	+10 VDC to +50 VDC
Wet Contact, Off Voltage Level	+4 VDC Max.
Dry Contact, On Voltage Level	Close to GND
Dry Contact, Off Voltage Level	Open
Dry Contact, Effective Distance	500 M Max.
Max. Count	16-bit (65535)
Frequency	50 Hz
Min. Pulse Width	10 ms
Input Impedance	10 kΩ
Overvoltage Protection	+70 VDC
Digital Output	
Channels	8
Type	Isolated Open Collector
Sink/Source (NPN/PNP)	Source
Load Voltage	+10 VDC ~ +40 VDC
Max. Load Current	650 mA/Channel at 25°C
Overvoltage Protection	47 VDC
Short-circuit Protection	Yes

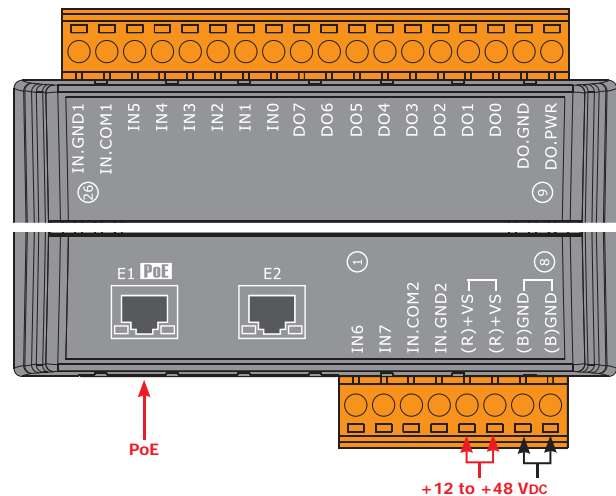
Software Specifications

Protocol	
OPC UA Server	<ul style="list-style-type: none"> ● OPC Unified Architecture: 1.02 ● Core Server Facet ● Data Access Server Facet ● Method Server Facet ● UA-TCP UA-SC UA Binary ● User Authentication: <ul style="list-style-type: none"> - Username/Password - X.509 Certificate ● Security Policy: <ul style="list-style-type: none"> - None - Basic128Rsa15 (Sign, Sign & Encrypt) - Basic256 (Sign, Sign & Encrypt) ● Recommend to keep the maximum number of sessions within 3 connections.
MQTT Client	Connect to the MQTT Broker to read or control the I/O channel value by the publish/subscribe messaging mechanism. (MQTT Ver. 3.1.1; TLS Ver. 1.2)
Function	
Web Interface for Configuration	The system operation can be performed through the browser without installing software tools.

Wire Connections

Digital Input/Counter	Readback as 1	Readback as 0
Wet Contact (Sink)	+10 ~ +50 VDC 	OPEN or <4 VDC
Wet Contact (Source)	+10 ~ +50 VDC 	OPEN or <4 VDC

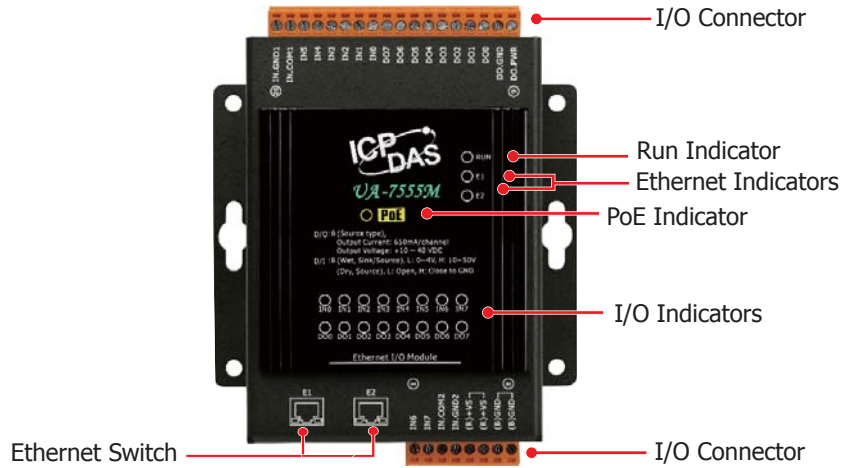
Pin Assignments



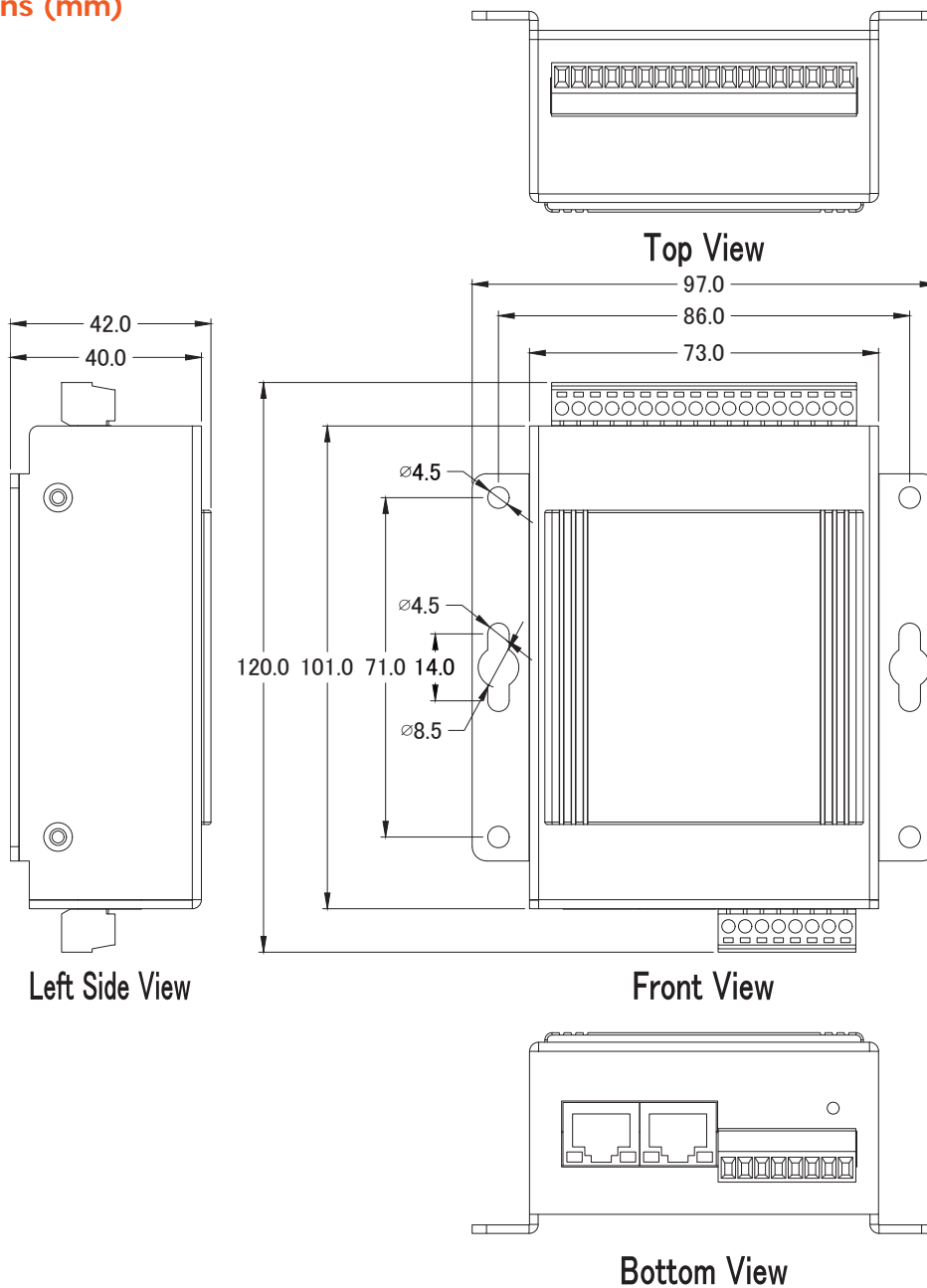
Digital Input/Counter	ON State Readback as 1	OFF State Readback as 0
Dry Contact		

Digital Output	ON State Readback as 1	OFF State Readback as 0
Source		

Appearance



Dimensions (mm)



Ordering Information

UA-7555M CR	OPC UA I/O Module with 8-ch DI, 8-ch DO, and 2-port Ethernet Switch. (RoHS)
--------------------	---