



I-8041W-G I-8041PW-G I-8041AW-G
32-channel Isolated Digital Output Module

Introduction

The I-8041W/I-8041PW/I-8041AW module offers 32 Digital Output channels, each of which features Photocouple isolation. The I-8041W/I-8041PW supports Sink Type Output using an open collector and I-8041AW supports Source Type Output with short circuit protection. The I-8041W/I-8041PW/I-8041AW includes 32 LED indicators that can be used to monitor the status of the Digital Output channels. ± 4 kV ESD protection and 3750 VDC intra-module isolation is provided as standard. The I-8041W/I-8041PW/I-8041AW can be paired with a daughterboard, such as the DN-37-381-A CR for easy wiring, or the DN-8K32R for Relay Output. The I-8041PW integrates over-current, over-voltage and shortcircuit functionality. ICP DAS recommends selecting either the "PW" version of the digital output module for industrial use. ICP DAS offers a variety of options. ICP DAS recommends selecting either the "AW" version of the Digital Output Module for industrial use.

System Specifications

Model	I-8041W	I-8041PW	I-8041AW
LED Indicators/Display			
System LED Indicator	1 LED as Power Indicator		
I/O LED Indicator	32 LEDs as Digital Output Indicators		
Isolation			
Intra-module Isolation, Field-to-Logic	3750 Vdc		
EMS Protection			
ESD (IEC 61000-4-2)	± 4 kV Contact for each Terminal		
Power			
Power Consumption	1.5 W max.		
Mechanical			
Dimensions (W x L x H)	30 mm x 114 mm x 85 mm		
Environment			
Operating Temperature	$-25 \sim +75$ °C		
Storage Temperature	$-40 \sim +85$ °C		
Humidity	10 ~ 90% RH, Non-condensing		

Features

- 32-channel Open Collector Output
- Sink Type Digital Output of I-8041W/I-8041PW
- Short circuit protection, Overvoltage Protection and Overload Protection for I-8041PW
- 3750 Vdc Intra-module Isolation
- Each Digital channel has its own status LED
- Source Type Digital Output of I-8041AW



I-8041W, I-8041AW, I-8041PW, I-87041W and I-87041PW with DN-8K32R & DB37 Male to Female Cable (Optional)

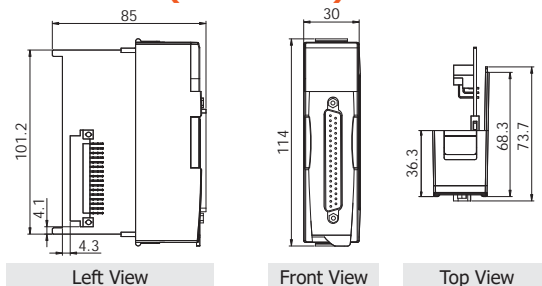


I-8017DW, I-8040W, I-8040PW, I-8041W, I-8041AW, I-8041PW, I-8042W, I-87017DW, I-87024DW, I-87028CDW, I-87040W, I-87040PW, I-87041W, I-87041PW and I-87042W with DN-37-381-A & DB37 Male to Female Cable (Optional)

I/O Specifications

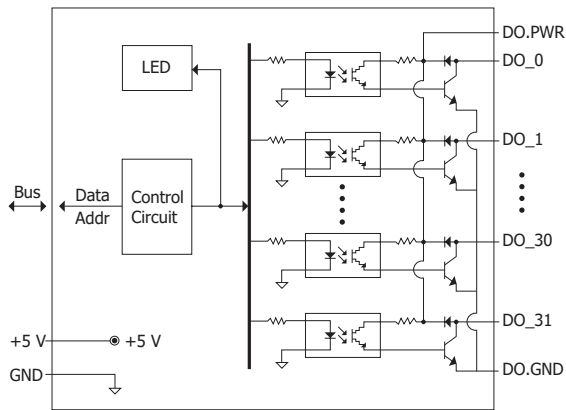
Model	I-8041W	I-8041PW	I-8041AW
Digital Output			
Channels	32		
Type	Isolated Open Collector		
Sink/Source (NPN/PNP)	Sink		Source
Load Voltage	+5 ~ +30 VDC	+10 ~ +50 VDC	+5 ~ +30 VDC
Max. Load Current	100 mA/Channel		
Overvoltage Protection	-	60 VDC	-
Overload Protection	-	1.1 A	-
Short-circuit Protection	-	Yes	-

Dimensions (Units: mm)

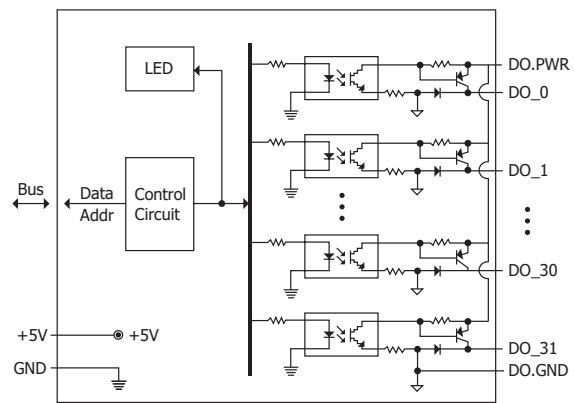


Internal I/O Structure

I-8041W/I-8041PW



I-8041AW



Wire Connections

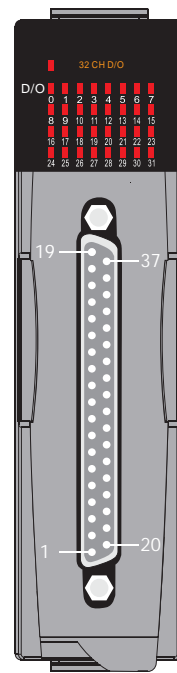
I-8041W/I-8041PW

Output Type	ON State LED ON Readback as 1	OFF State LED OFF Readback as 0
	Relay ON	Relay OFF
Drive Relay	DO.PWR DOx DO.GND	DO.PWR DOx DO.GND
	DO.PWR DOx DO.GND	DO.PWR DOx DO.GND

I-8041AW

Output Type	ON State LED ON Readback as 1	OFF State LED OFF Readback as 0
	Relay ON	Relay OFF
Drive Relay	DOx DO.PWR DO.GND	DOx DO.PWR DO.GND
	DOx DO.PWR DO.GND	DOx DO.PWR DO.GND

Pin Assignments



Pin Assignment	Terminal	No.	Pin Assignment
DO.PWR	19	37	DO.PWR
DO.GND	18	36	DO.GND
DO.GND	17	35	DO_31
DO_15	16	34	DO_30
DO_14	15	33	DO_29
DO_13	14	32	DO_28
DO_12	13	31	DO_27
DO_11	12	30	DO_26
DO_10	11	29	DO_25
DO_9	10	28	DO_24
DO_8	09	27	DO_23
DO_7	08	26	DO_22
DO_6	07	25	DO_21
DO_5	06	24	DO_20
DO_4	05	23	DO_19
DO_3	04	22	DO_18
DO_2	03	21	DO_17
DO_1	02	20	DO_16
DO_0	01		

37-pin Male D-Sub Connector

Ordering Information

I-8041W-G CR	32-ch Isolated DO (Sink, NPN, 5 ~ 30 VDC) Module (Gray Cover) (RoHS) Includes CA-4002F (DB37 connector Female with plastic cover)
I-8041PW-G CR	32-ch Isolated DO (Sink, NPN, 10 ~ 50 VDC) Module with Self Protection (Gray Cover) (RoHS) Includes CA-4002F (DB37 connector Female with plastic cover)
I-8041AW-G CR	32-ch Isolated DO (Source, PNP, 5 ~ 30 VDC) Module (Gray Cover) (RoHS) Includes CA-4002F (DB37 connector Female with plastic cover)

Accessories

DN-8K32R CR	32-channel Relay Output Board (RoHS) Include: CA-3705A (DB37 Male to Female Cable, 90°, 0.5 M)
DN-37-A CR	Female DB37 to Screw Terminal Board (Pitch= 5.08 mm) with DIN-rail Mounting (RoHS) Include: CA-3710A (DB37 Male to Female Cable, 90°, 1 M)
DN-37-381-A CR	Female DB37 to Screw Terminal Board (Pitch=3.81 mm) with DIN-rail Mounting (RoHS) Include: CA-3710A (DB37 Male to Female Cable, 90°, 1 M)
CA-3705A CR CA-3710A CR CA-3715A CR	DB37 Male to Female Cable, 90°, 0.5 M/1 M/1.5 M (RoHS)
CA-3710AM CR CA-3720AM CR CA-3730AM CR CA-3750AM CR CA-37100AM CR	DB37 Male to Female, with Molded Cable, 45°, 1 M/2 M/3 M/5 M/10 M (RoHS)