

This guide provides basic installation information for Unitronics' Uni-COM™ CB Modules. Use them to add communication ports to specific models of the UniStream® family of Programmable Logic Controllers. Compatible models comprise a Uni-COM™ CB COM Module Jack which provides the connection point for the module.

Refer to the specifications of your UniStream model to check whether it is compatible with CB modules.

UAC-CB-01RS2 offers one RS232 port, UAC-CB-01RS4 offers one RS485 port, and UAC-CB-01CAN offers one CANbus port.

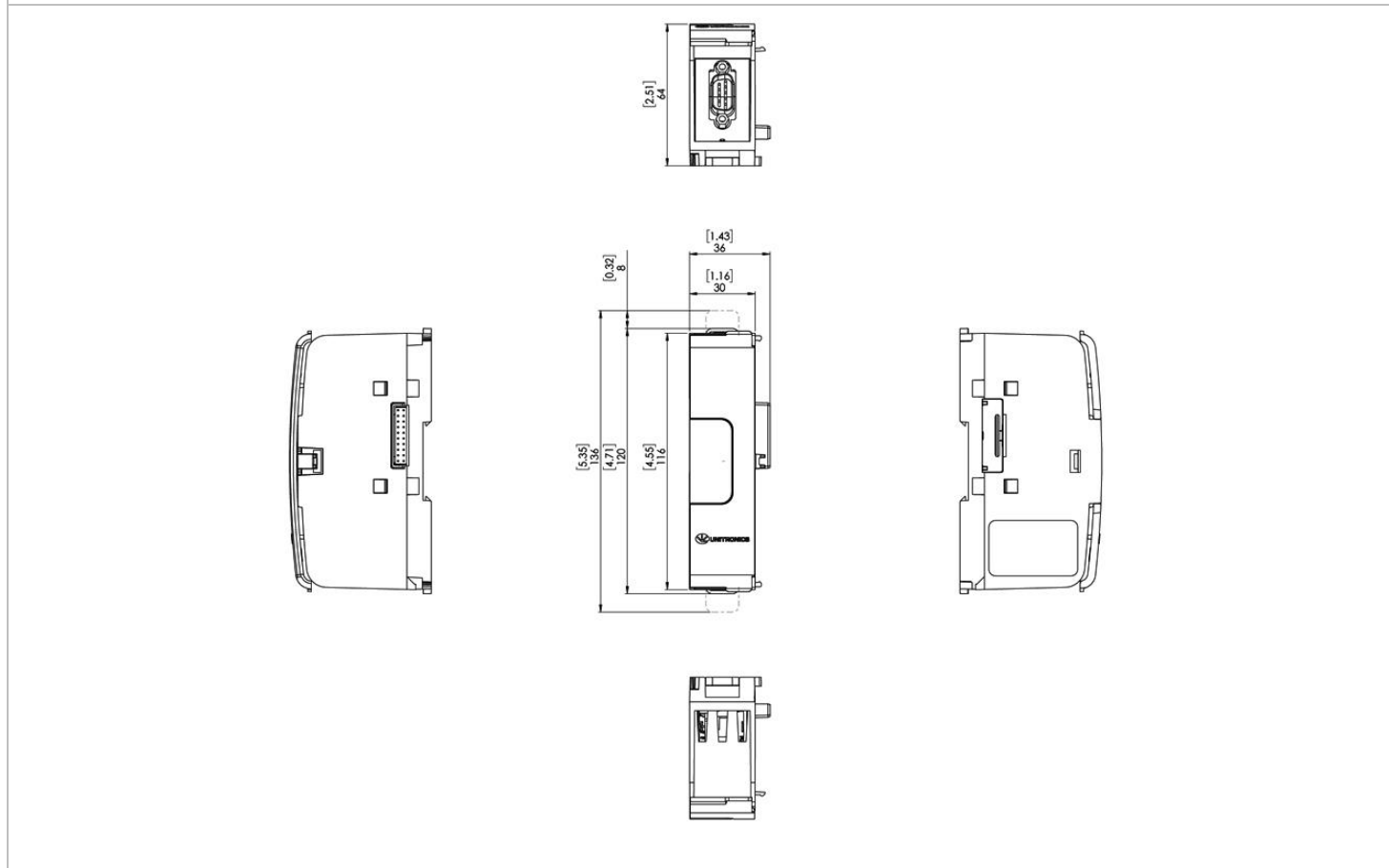
Installation Guides are available in the Unitronics Technical Library at www.unitronicsplc.com/.

Communication			
UAC-CB-01RS2 (RS232 module)			
Number of ports	1		
Voltage limits (receiver)	±20 VDC maximum, relative to Signal Ground (SG) pin		
Baud rate range	1,200 – 115,200 bps		
Isolation voltage	500VAC for 1 minute		
Connector type	D-Sub 9 pin, male		
Cable type	Shielded		
Cable length	Maximum 15 m (50 ft)		
UAC-CB-01RS4 (RS485 module)			
Voltage limits	-7 to +12 VDC maximum, Common+Differential		
Baud rate range	1,200 – 115,200 bps		
Nodes	Up to 32		
Isolation voltage	500VAC for 1 minute		
Cable type	Shielded twisted pair, in compliance with EIA RS485		
Cable length	Maximum 1,200 m (4,000 ft)		
Termination	Set using DIP Switches		
UAC-CB-01CAN (CANbus module)			
Power requirement	None. The CANbus port is internally powered.		
Isolation voltage	500VAC for 1 minute		
Cable type	DeviceNet® or CAT-5e shielded twisted pair		
Baud rate and maximum trunk line length			
Baud rate (bps)	DeviceNet ® Thick cable	DeviceNet ® Mid cable	DeviceNet ® Thin cable or CAT-5e cable
1M	25m (82 ft)	25m (82 ft)	10m (32 ft)
500k	100m (328 ft)	100m (328 ft)	100m (328 ft)
250k	250m (820 ft)	250m (820 ft)	100m (328 ft)
125k, 100k	500m (1,640 ft)	300m (984 ft)	100m (328 ft)
50k, 20k,10k	1,000m (3,280 ft)	300m (984 ft)	100m (328 ft)
Maximum drop line (stub) length	The maximum cable distance from any device on a branching drop line to the trunk line is 2 m (6.5 ft) with any cable thickness.		
Maximum cumulative drop line (stub) length per baud rate			

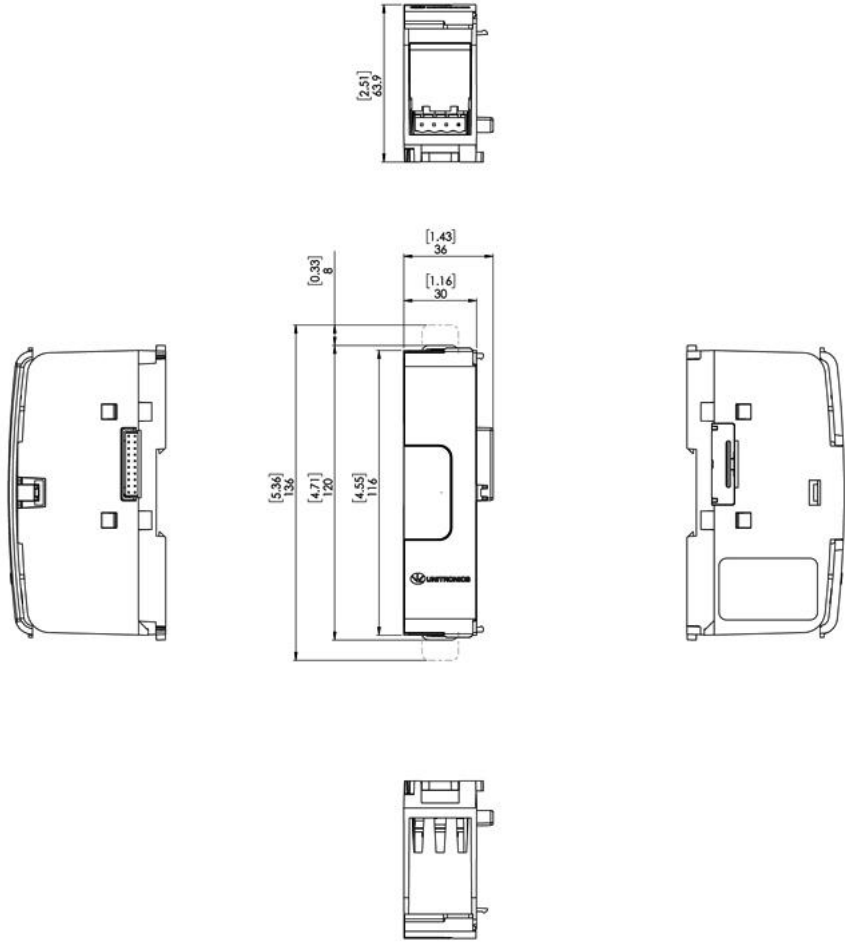
Baud rate (bps)	Cumulative drop line length
1M	5m (16 ft)
500k	25m (32 ft)
250k	60m (197 ft)
125k, 100k	100m (328 ft)
50k, 20k,10k	100m (328 ft)
Nodes	Up to 64
Termination	Set using DIP Switches

Environmental			
Ingress Protection	IP20, NEMA 1		
Operational temperature	-20°C to 55°C (-4°F to 131°F)		
Storage temperature	-30°C to 70°C (-22°F to 158°F)		
Relative Humidity (RH)	5% to 95% (non-condensing)		
Shock	IEC 60068-2-27, 15G, 11ms duration		
Vibration	IEC 60068-2-6, 5Hz to 8.4Hz, 3.5mm constant amplitude, 8.4Hz to 150Hz, 1G acceleration.		
Dimensions			
Weight	UAC-CB-01RS2	UAC-CB-01RS4	UAC-CB-01CAN
	100 g (0.22 lb)	89 g (0.19 lb)	105 g (0.23 lb)
Size	As shown in the images below		

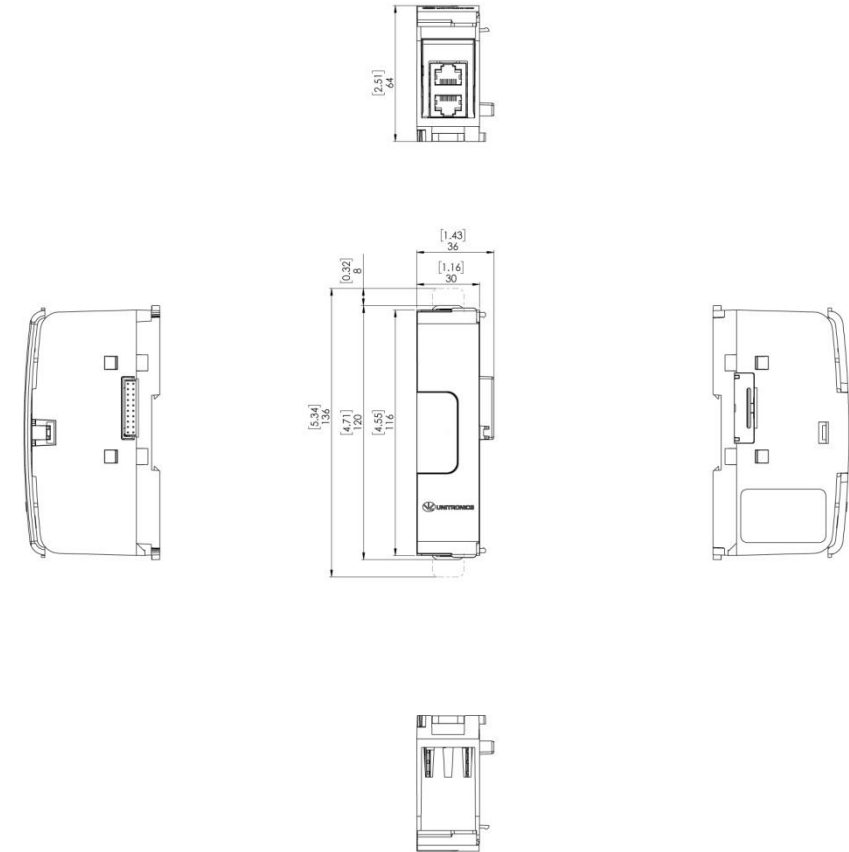
UAC-CB-01RS2



UAC-CB-01RS4



UAC-CB-01CAN



The information in this document reflects products at the date of printing. Unitronics reserves the right, subject to all applicable laws, at any time, at its sole discretion, and without notice, to discontinue or change the features, designs, materials and other specifications of its products, and to either permanently or temporarily withdraw any of the forgoing from the market.

All information in this document is provided "as is" without warranty of any kind, either expressed or implied, including but not limited to any implied warranties of merchantability, fitness for a particular purpose, or non-infringement. Unitronics assumes no responsibility for errors or omissions in the information presented in this document. In no event shall Unitronics be liable for any special, incidental, indirect or consequential damages of any kind, or any damages whatsoever arising out of or in connection with the use or performance of this information.

The tradenames, trademarks, logos and service marks presented in this document, including their design, are the property of Unitronics (1989) (R"G) Ltd. or other third parties and you are not permitted to use them without the prior written consent of Unitronics or such third party as may own them.