



I-87064W

8-channel Relay Output Module

Introduction

The I-87064W module provides 8 Form A Relay Output channels, and is an ideal solution for high-power applications. The I-87064W includes 8 LED indicators that can be used to monitor the status of the Relay Output channels, and options are available for configuring power-on and safe values. 4 kV ESD protection and 3000 Vdc intra-module isolation are also provided to enhance the noise protection capabilities of the module in harsh industrial environments.

System Specifications

Communication	
Interface	RS-485
Format	N, 8, 1
Baud Rate	1200 to 115200 bps
Protocol	DCON
Dual Watchdog	Yes, Module (1.6 Seconds), Communication (Programmable)
LED Indicators/Display	
System LED Indicators	Yes, 1 as Power/Communication Indicator
I/O LED Indicators	8 as Power Relay Indicators
Isolation	
Intra-module Isolation, Field-to-Logic	3000 VDC
EMS Protection	
ESD (IEC 61000-4-2)	±4 kV Contact for each Terminal
	±8 kV Air for Random Point
Power	
Power Consumption	1.5 W Max.
Mechanical	
Dimensions (W × L × H)	30 mm × 115 mm × 102 mm
Environment	
Operating Temperature	-25 to +75°C
Storage Temperature	-40 to +85°C
Humidity	10 to 95% RH, Non-condensing

Features

- 8-channel Power Relay Output
- Form A Power Relay Output
- 3000 Vdc Intra-module Isolation
- Configurable Power-on Value
- Configurable Safe Value



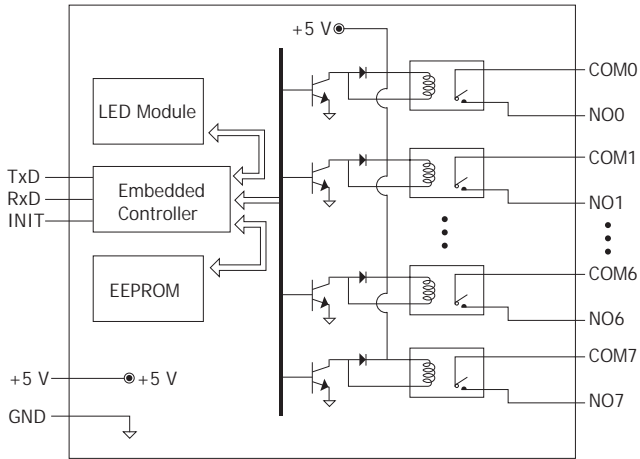
Applications

- Building Automation
- Factory Automation
- Machine Automation
- Remote Maintenance
- Remote Diagnosis
- Testing Equipment

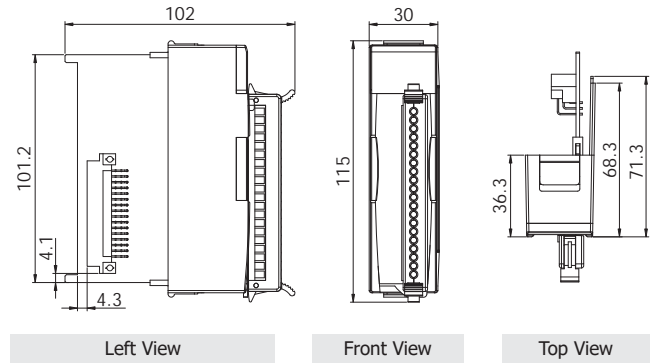
I/O Specifications

Relay Output		
Channels		8 (Form A)
Type		Power Relay
Form A Relay	Contact Rating	5 A @ 250 VAC (Resistive Load) 5 A @ 30 VDC (Resistive Load)
	Min. Contact Load	10 mA @ 5 VDC
	Contact Material	Gold-plated Silver Cadmium Alloy
	Operate Time	6 ms (Max.)
	Release Time	3 ms (Max.)
	Mechanical Endurance	2 × 10 ⁷ ops.
Electrical Endurance	1 × 10 ⁵ ops.	
Power-on Value		Yes
Safe Value		Yes

Internal I/O Structure



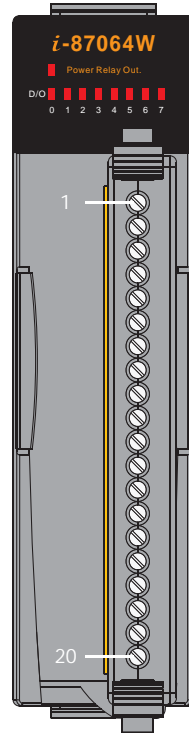
Dimensions (Units: mm)



Wire Connections

Output Type	ON State Readback as 1	OFF State Readback as 0
Relay Output		

Pin Assignments



Terminal No.	Pin Assignment
01	NO0
02	COM0
03	NO1
04	COM1
05	-
06	NO2
07	COM2
08	NO3
09	COM3
10	-
11	NO4
12	COM4
13	NO5
14	COM5
15	-
16	NO6
17	COM6
18	NO7
19	COM7
20	-

Ordering Information

I-87064W-G CR	8-channel Relay Output Module using the DCON Protocol (Gray Cover) (RoHS)
----------------------	---